



ASBK.COM.AU f t i y

# Rounds 2 & 3 : Wakefield Park Raceway : December 3 - 6

## MOTORSPORTS TV AUSTRALIAN SUPERSPORT CHAMPIONSHIP

### Round 3 - Race 1

Date: 06/12/20  
Event: R15  
Weather: Sunny & very windy - Temp: 16.0C  
Track: Dry - Temp: 33.4C

Started at: 11:42:59  
Laps: 12  
Starters: 11  
Printed at: 11:58

### PROVISIONAL CLASSIFICATION

Pos	No	Name	Machine	Laps	Race Time	Behind Leader	Behind Prev	Fastest Lap	On Lap
1	127	Max STAUFFER (NSW) / GTR MotoStars Team / RS+C / Doctor Mak / YRD / Motul / Pirelli	Yamaha YZF-R6	12	12:08.014			1:00.046	10
2	64	Tom EDWARDS (NSW) / Bikebiz / Ingils Plumbing / Hunter Steeline	Yamaha YZF-R6	12	12:08.247	.233	.233	59.896	5
3	17	Broc PEARSON (QLD) / YRD / City2Surf Locksmith / NQFS	Yamaha YZF-R6	12	12:08.788	.774	.541	59.940	4
4	1	Tom TOPARIS (NSW) / Leda Nutricion / Ganter Constructions	Yamaha YZF-R6	12	12:12.309	4.295	3.521	1:00.112	2
5	68	Oli BAYLISS (QLD) / Cube Racing	Yamaha YZF-R6	12	12:16.566	8.552	4.257	1:00.309	12
6	42	Jack PASSFIELD (NSW) / Stay Upright Rider Training / MCC Security / Dmoto / GASD Susp.	Yamaha YZF-R6	12	12:16.930	8.916	.364	1:00.263	12
7	46	Aidan HAYES (NSW) / Hayes Johnston Pty Ltd / YRD / Sheppards Diesel / West Sliders	Yamaha YZF-R6	12	12:18.164	10.150	1.234	1:00.495	9
8	28	Jack HYDE (NSW) / SSS Developments / YRD / Wet4U Racefairings / WRM	Yamaha YZF-R6	12	12:18.285	10.271	.121	1:00.714	12
9	39	Scott NICHOLSON (VIC) / Traction Control M-sport / G. Williams Motorcycle Engineering	Suzuki GSXR	12	12:41.302	33.288	23.017	1:01.506	12
10	92	Noel MAHON (VIC) / Proworx / Blayney M-cycles / Well Sprung M-cycle Susp. / Penrite Oils	Kawasaki ZX6R	12	12:59.841	51.827	18.539	1:04.039	12
11	24	Patrick LI (VIC) / Motogo Yamaha	Yamaha YZF-R6	12	13:02.497	54.483	2.656	1:04.297	7

Fastest Lap was 59.896 by Tom EDWARDS (NSW)

Current race lap record for SS class - 59.050 by Max STAUFFER (NSW) on a Yamaha YZF-R6 set on 05/12/20

\*\*\* ORIGINAL RACE DISTANCE REDUCED BY 2 LAPS DUE TO EARLIER TIME DELAYS \*\*\*

The results are provisional until the end of the time limit for protests and appeals.

Chief Timekeeper - Scott Laing

Clerk of Course - Tom Williams



www.computime.com.au  
COMPUTIME RACE TIMING SYSTEMS PTY LTD





ASBK.COM.AU f t i y

## Rounds 2 & 3 : Wakefield Park Raceway : December 3 - 6

### MOTORSPORTS TV AUSTRALIAN SUPERSPORT CHAMPIONSHIP

Date: 06/12/20  
 Event: R15  
 Weather: Sunny & very windy - Temp: 16.0C  
 Track: Dry - Temp: 33.4C

### Round 3 - Race 1

Started at: 11:42:59  
 Laps: 12  
 Starters: 11  
 Printed at: 11:58

### PROVISIONAL LAP TIMES

No	Name	Lap 1	Lap 2	Lap 3	Lap 4	Lap 5	Lap 6	Lap 7	Lap 8	Lap 9	Lap 10
1	Tom TOPARIS (NSW)	1:05.421	<u>1:00.112</u>	1:00.233	1:00.161	1:01.244	1:00.218	1:00.667	1:00.701	1:01.099	1:00.821
	10	1:00.647	1:00.985								
17	Broc PEARSON (QLD)	1:06.343	1:00.458	1:00.006	<u>59.940</u>	59.997	59.976	1:00.384	1:00.294	1:00.334	1:00.042
	10	1:00.891	1:00.123								
24	Patrick LI (VIC)	1:11.195	1:04.612	1:04.448	1:04.881	1:04.487	1:04.405	<u>1:04.297</u>	1:04.913	1:05.054	1:04.537
	10	1:04.388	1:05.280								
28	Jack HYDE (NSW)	1:06.119	1:01.434	1:00.974	1:01.370	1:00.999	1:01.483	1:01.107	1:00.978	1:00.889	1:01.031
	10	1:01.187	<u>1:00.714</u>								
39	Scott NICHOLSON (VIC)	1:07.816	1:03.088	1:01.874	1:01.572	1:01.719	1:01.586	1:01.918	1:01.973	1:01.605	1:14.291
	10	1:02.354	<u>1:01.506</u>								
42	Jack PASSFIELD (NSW)	1:07.159	1:00.954	1:01.542	1:00.762	1:00.821	1:00.967	1:00.989	1:01.160	1:00.525	1:01.074
	10	1:00.714	<u>1:00.263</u>								
46	Aidan HAYES (NSW)	1:06.784	1:01.166	1:00.986	1:00.819	1:00.715	1:00.937	1:01.473	1:01.183	<u>1:00.495</u>	1:01.372
	10	1:00.928	1:01.306								
64	Tom EDWARDS (NSW)	1:05.863	1:00.106	1:00.115	1:00.114	<u>59.896</u>	1:00.187	1:00.637	1:00.381	1:00.311	1:00.065
	10	1:00.019	1:00.553								
68	Oli BAYLISS (QLD)	1:07.759	1:00.632	1:00.882	1:00.811	1:00.631	1:00.891	1:00.816	1:00.976	1:00.910	1:01.219
	10	1:00.730	<u>1:00.309</u>								
92	Noel MAHON (VIC)	1:10.691	1:04.555	1:04.903	1:04.315	1:04.106	1:04.352	1:04.959	1:04.450	1:04.686	1:04.326
	10	1:04.459	<u>1:04.039</u>								
127	Max STAUFFER (NSW)	1:05.085	1:00.215	1:00.195	1:00.056	1:00.181	1:00.125	1:00.649	1:00.330	1:00.288	<u>1:00.046</u>
	10	1:00.169	1:00.675								

\*\*\* ORIGINAL RACE DISTANCE REDUCED BY 2 LAPS DUE TO EARLIER TIME DELAYS \*\*\*

The results are provisional until the end of the time limit for protests and appeals.

Chief Timekeeper - Scott Laing

Clerk of Course - Tom Williams



www.computime.com.au  
 COMPUTIME RACE TIMING SYSTEMS PTY LTD



ASBK.COM.AU f t i y

## Rounds 2 & 3 : Wakefield Park Raceway : December 3 - 6

### MOTORSPORTS TV AUSTRALIAN SUPERSPORT CHAMPIONSHIP

#### Round 3 - Race 1

Date: 06/12/20  
 Event: R15  
 Weather: Sunny & very windy - Temp: 16.0C  
 Track: Dry - Temp: 33.4C

Started at: 11:42:59  
 Laps: 12  
 Starters: 11  
 Printed at: 11:58

#### PROVISIONAL SPLIT TIMES

Lap	Split 1	Split 2	Split 3	Lap Time	Lap	Split 1	Split 2	Split 3	Lap Time
<b>1 Tom TOPARIS (NSW) (4th)</b>					8	17.656	24.660	22.597	1:04.913
1	21.022	23.035	21.364	1:05.421	9	17.802	24.603	22.649	1:05.054
2	<b>16.122</b>	22.920	21.070	<b>1:00.112</b>	10	17.673	24.477	22.387	1:04.537
3	16.307	<b>22.826</b>	21.100	1:00.233	11	17.526	<b>24.270</b>	22.592	1:04.388
4	16.248	22.836	21.077	1:00.161	12	17.843	24.613	22.824	1:05.280
5	17.194	22.850	21.200	1:01.244					
6	16.161	22.990	<b>21.067</b>	1:00.218	<b>28 Jack HYDE (NSW) (8th)</b>				
7	16.163	23.073	21.431	1:00.667	1	21.376	23.233	21.510	1:06.119
8	16.284	23.042	21.375	1:00.701	2	16.706	23.301	21.427	1:01.434
9	16.399	23.399	21.301	1:01.099	3	16.393	23.087	21.494	1:00.974
10	16.401	23.130	21.290	1:00.821	4	16.304	23.642	21.424	1:01.370
11	16.280	23.062	21.305	1:00.647	5	16.607	23.160	<b>21.232</b>	1:00.999
12	16.382	23.205	21.398	1:00.985	6	16.469	23.174	21.840	1:01.483
					7	16.549	23.131	21.427	1:01.107
<b>17 Broc PEARSON (QLD) (3rd)</b>					8	16.446	23.015	21.517	1:00.978
1	21.543	23.450	21.350	1:06.343	9	16.467	23.039	21.383	1:00.889
2	16.223	22.960	21.275	1:00.458	10	16.392	23.303	21.336	1:01.031
3	16.049	22.790	21.167	1:00.006	11	16.340	<b>22.922</b>	21.925	1:01.187
4	16.058	<b>22.738</b>	21.144	<b>59.940</b>	12	<b>16.302</b>	23.110	21.302	<b>1:00.714</b>
5	<b>16.019</b>	22.783	21.195	59.997	<b>39 Scott NICHOLSON (VIC) (9th)</b>				
6	16.050	22.750	21.176	59.976	1	22.372	23.797	21.647	1:07.816
7	16.030	23.020	21.334	1:00.384	2	16.769	24.051	22.268	1:03.088
8	16.262	22.777	21.255	1:00.294	3	16.944	23.477	21.453	1:01.874
9	16.276	22.886	21.172	1:00.334	4	16.747	23.287	21.538	1:01.572
10	16.181	22.794	<b>21.067</b>	1:00.042	5	16.744	23.438	21.537	1:01.719
11	16.126	23.063	21.702	1:00.891	6	<b>16.732</b>	23.440	<b>21.414</b>	1:01.586
12	16.203	22.771	21.149	1:00.123	7	16.851	23.445	21.622	1:01.918
<b>24 Patrick LI (VIC) (11th)</b>					8	16.839	23.487	21.647	1:01.973
1	23.668	24.903	22.624	1:11.195	9	16.821	23.324	21.460	1:01.605
2	17.604	24.453	22.555	1:04.612	10	16.820	35.509	21.962	1:14.291
3	17.388	24.532	22.528	1:04.448	11	17.192	23.494	21.668	1:02.354
4	17.869	24.658	<b>22.354</b>	1:04.881	12	16.869	<b>23.200</b>	21.437	<b>1:01.506</b>
5	17.530	24.543	22.414	1:04.487	<b>42 Jack PASSFIELD (NSW) (6th)</b>				
6	17.390	24.432	22.583	1:04.405	1	22.194	23.434	21.531	1:07.159
7	<b>17.374</b>	24.454	22.469	<b>1:04.297</b>					

Chief Timekeeper - Scott Laing

Clerk of Course - Tom Williams



www.computime.com.au  
 COMPUTIME RACE TIMING SYSTEMS PTY LTD



ASBK.COM.AU f t i y

# Rounds 2 & 3 : Wakefield Park Raceway : December 3 - 6

## MOTORSPORTS TV AUSTRALIAN SUPERSPORT CHAMPIONSHIP

### Round 3 - Race 1

Date: 06/12/20  
 Event: R15  
 Weather: Sunny & very windy - Temp: 16.0C  
 Track: Dry - Temp: 33.4C

Started at: 11:42:59  
 Laps: 12  
 Starters: 11  
 Printed at: 11:58

### PROVISIONAL SPLIT TIMES

Lap	Split 1	Split 2	Split 3	Lap Time	Lap	Split 1	Split 2	Split 3	Lap Time
2	16.348	23.177	21.429	1:00.954	10	16.127	22.693	21.245	1:00.065
3	16.397	23.675	21.470	1:01.542	11	<b>16.010</b>	22.701	21.308	1:00.019
4	16.286	23.050	21.426	1:00.762	12	16.036	22.635	21.882	1:00.553
5	16.372	23.078	21.371	1:00.821					
6	16.380	23.091	21.496	1:00.967					
7	16.334	23.106	21.549	1:00.989					
8	16.377	22.989	21.794	1:01.160					
9	16.272	22.932	21.321	1:00.525					
10	16.493	23.254	21.327	1:01.074					
11	16.434	22.948	21.332	1:00.714					
12	<b>16.118</b>	<b>22.847</b>	<b>21.298</b>	<b>1:00.263</b>					
<b>46 Aidan HAYES (NSW) (7th)</b>					<b>68 Oli BAYLISS (QLD) (5th)</b>				
1	21.975	23.236	21.573	1:06.784	1	22.522	23.816	21.421	1:07.759
2	16.493	23.135	21.538	1:01.166	2	16.225	23.066	21.341	1:00.632
3	16.460	23.103	21.423	1:00.986	3	16.366	23.178	21.338	1:00.882
4	16.256	22.986	21.577	1:00.819	4	16.178	23.225	21.408	1:00.811
5	16.433	22.936	<b>21.346</b>	1:00.715	5	16.222	23.073	21.336	1:00.631
6	16.307	23.129	21.501	1:00.937	6	16.214	23.287	21.390	1:00.891
7	16.691	23.060	21.722	1:01.473	7	16.266	23.102	21.448	1:00.816
8	16.445	22.929	21.809	1:01.183	8	16.207	23.146	21.623	1:00.976
9	<b>16.144</b>	22.936	21.415	<b>1:00.495</b>	9	16.324	23.292	21.294	1:00.910
10	16.652	23.165	21.555	1:01.372	10	16.730	23.201	21.288	1:01.219
11	16.325	<b>22.876</b>	21.727	1:00.928	11	16.245	23.102	21.383	1:00.730
12	16.537	23.166	21.603	1:01.306	12	<b>16.158</b>	<b>23.030</b>	<b>21.121</b>	<b>1:00.309</b>
<b>64 Tom EDWARDS (NSW) (2nd)</b>					<b>92 Noel MAHON (VIC) (10th)</b>				
1	21.143	23.063	21.657	1:05.863	1	23.543	24.539	22.609	1:10.691
2	16.144	22.714	21.248	1:00.106	2	17.673	24.528	22.354	1:04.555
3	16.072	22.759	21.284	1:00.115	3	17.591	24.621	22.691	1:04.903
4	16.145	22.741	21.228	1:00.114	4	17.708	24.408	22.199	1:04.315
5	16.144	<b>22.540</b>	<b>21.212</b>	<b>59.896</b>	5	<b>17.555</b>	24.377	22.174	1:04.106
6	16.157	22.606	21.424	1:00.187	6	17.567	24.361	22.424	1:04.352
7	16.161	23.003	21.473	1:00.637	7	17.805	24.488	22.666	1:04.959
8	16.270	22.595	21.516	1:00.381	8	17.768	24.269	22.413	1:04.450
9	16.187	22.769	21.355	1:00.311	9	17.641	24.500	22.545	1:04.686
					10	17.669	24.345	22.312	1:04.326
					11	17.626	24.468	22.365	1:04.459
					12	17.639	<b>24.235</b>	<b>22.165</b>	<b>1:04.039</b>
<b>127 Max STAUFFER (NSW) (1st)</b>									
					1	20.852	23.016	21.217	1:05.085
					2	<b>15.998</b>	23.165	21.052	1:00.215
					3	16.213	22.876	21.106	1:00.195

*Scott Laing*  
 Chief Timekeeper - Scott Laing

*Tom Williams*  
 Clerk of Course - Tom Williams



www.computime.com.au  
 COMPUTIME RACE TIMING SYSTEMS PTY LTD





ASBK.COM.AU f t i y

## Rounds 2 & 3 : Wakefield Park Raceway : December 3 - 6

### MOTORSPORTS TV AUSTRALIAN SUPERSPORT CHAMPIONSHIP

Date: 06/12/20  
 Event: R15  
 Weather: Sunny & very windy - Temp: 16.0C  
 Track: Dry - Temp: 33.4C

#### Round 3 - Race 1

Started at: 11:42:59  
 Laps: 12  
 Starters: 11  
 Printed at: 11:58


#### PROVISIONAL SPLIT TIMES

Lap	Split 1	Split 2	Split 3	Lap Time	Lap	Split 1	Split 2	Split 3	Lap Time
4	16.163	<b>22.849</b>	<b>21.044</b>	1:00.056	10	16.030	22.921	21.095	<b>1:00.046</b>
5	16.106	22.917	21.158	1:00.181	11	16.013	23.023	21.133	1:00.169
6	16.148	22.858	21.119	1:00.125	12	16.104	22.863	21.708	1:00.675
7	16.172	23.038	21.439	1:00.649					
8	16.116	22.989	21.225	1:00.330					
9	16.112	22.973	21.203	1:00.288					

\*\*\* ORIGINAL RACE DISTANCE REDUCED BY 2 LAPS DUE TO EARLIER TIME DELAYS \*\*\*

The results are provisional until the end of the time limit for protests and appeals.

  
 Chief Timekeeper - Scott Laing

  
 Clerk of Course - Tom Williams



[www.computime.com.au](http://www.computime.com.au)  
 COMPUTIME RACE TIMING SYSTEMS PTY LTD





ASBK.COM.AU f t i y

# Rounds 2 & 3 : Wakefield Park Raceway : December 3 - 6

## MOTORSPORTS TV AUSTRALIAN SUPERSPORT CHAMPIONSHIP

Date: 06/12/20  
Event: R15  
Weather: Sunny & very windy - Temp: 16.0C  
Track: Dry - Temp: 33.4C

### Round 3 - Race 1

Started at: 11:42:59  
Laps: 12  
Starters: 11  
Printed at: 11:58


### PROVISIONAL FASTEST LAPS SEQUENCE

Lap	Race Pos	No	Name	Machine	Fastest Lap	On Lap
1	1	127	Max STAUFFER (NSW)	Yamaha YZF-R6	1:05.085	1
2	1	127	Max STAUFFER (NSW)	Yamaha YZF-R6	1:00.215	2
2	2	1	Tom TOPARIS (NSW)	Yamaha YZF-R6	1:00.112	2
2	3	64	Tom EDWARDS (NSW)	Yamaha YZF-R6	1:00.106	2
3	4	17	Broc PEARSON (QLD)	Yamaha YZF-R6	1:00.006	3
4	4	17	Broc PEARSON (QLD)	Yamaha YZF-R6	59.940	4
5	2	64	Tom EDWARDS (NSW)	Yamaha YZF-R6	59.896	5

\*\*\* ORIGINAL RACE DISTANCE REDUCED BY 2 LAPS DUE TO EARLIER TIME DELAYS \*\*\*

The results are provisional until the end of the time limit for protests and appeals.

  
Chief Timekeeper - Scott Laing

  
Clerk of Course - Tom Williams



www.computime.com.au  
COMPUTIME RACE TIMING SYSTEMS PTY LTD





ASBK.COM.AU f t i y

# Rounds 2 & 3 : Wakefield Park Raceway : December 3 - 6

## MOTORSPORTS TV AUSTRALIAN SUPERSPORT CHAMPIONSHIP

### Round 3 - Race 1

Date: 06/12/20  
 Event: R15  
 Weather: Sunny & very windy - Temp: 16.0C  
 Track: Dry - Temp: 33.4C

Started at: 11:42:59  
 Laps: 12  
 Starters: 11  
 Printed at: 11:58

### PROVISIONAL LAP SHEET

No	Lap Time	Gap	No	Lap Time	Gap	No	Lap Time	Gap	No	Lap Time	Gap	No	Lap Time	Gap
<b>Lap 1</b>			42	1:01.542	4.160	1	1:00.218	1.532	<b>Lap 9</b>			39	1:02.354	32.457
127	1:05.085		39	1:01.874	7.283	46	1:00.937	5.550	127	1:00.288		92	1:04.459	48.463
1	1:05.421	.336	92	1:04.903	14.654	68	1:00.891	5.749	64	1:00.311	.486	24	1:04.388	49.878
64	1:05.863	.778	24	1:04.448	14.760	42	1:00.967	6.348	17	1:00.334	.608	<b>Lap 12</b>		
28	1:06.119	1.034	<b>Lap 4</b>			28	1:01.483	6.522	1	1:01.099	2.732	127	1:00.675	
17	1:06.343	1.258	127	1:00.056		39	1:01.586	11.798	68	1:00.910	7.184	64	1:00.553	.233
46	1:06.784	1.699	1	1:00.161	.376	92	1:04.352	27.065	46	1:00.495	7.434	17	1:00.123	.774
42	1:07.159	2.074	64	1:00.114	.647	24	1:04.405	28.171	42	1:00.525	7.755	1	1:00.985	4.295
68	1:07.759	2.674	17	59.940	1.196	<b>Lap 7</b>			28	1:00.889	8.229	68	1:00.309	8.552
39	1:07.816	2.731	46	1:00.819	4.204	127	1:00.649		39	1:01.605	16.027	42	1:00.263	8.916
92	1:10.691	5.606	28	1:01.370	4.346	64	1:00.637	.412	92	1:04.686	39.893	46	1:01.306	10.150
24	1:11.195	6.110	68	1:00.811	4.533	17	1:00.384	.598	24	1:05.054	41.168	28	1:00.714	10.271
<b>Lap 2</b>			42	1:00.762	4.866	1	1:00.667	1.550	<b>Lap 10</b>			39	1:01.506	33.288
127	1:00.215		39	1:01.572	8.799	68	1:00.816	5.916	127	1:00.046		92	1:04.039	51.827
1	1:00.112	.233	92	1:04.315	18.913	46	1:01.473	6.374	64	1:00.065	.505	24	1:05.280	54.483
64	1:00.106	.669	24	1:04.881	19.585	42	1:00.989	6.688	17	1:00.042	.604			
17	1:00.458	1.501	<b>Lap 5</b>			28	1:01.107	6.980	1	1:00.821	3.507			
28	1:01.434	2.253	127	1:00.181		39	1:01.918	13.067	68	1:01.219	8.357			
46	1:01.166	2.650	64	59.896	.362	92	1:04.959	31.375	46	1:01.372	8.760			
42	1:00.954	2.813	17	59.997	1.012	24	1:04.297	31.819	42	1:01.074	8.783			
68	1:00.632	3.091	1	1:01.244	1.439	<b>Lap 8</b>			28	1:01.031	9.214			
39	1:03.088	5.604	46	1:00.715	4.738	127	1:00.330		39	1:14.291	30.272			
92	1:04.555	9.946	68	1:00.631	4.983	64	1:00.381	.463	92	1:04.326	44.173			
24	1:04.612	10.507	28	1:00.999	5.164	17	1:00.294	.562	24	1:04.537	45.659			
<b>Lap 3</b>			42	1:00.821	5.506	1	1:00.701	1.921	<b>Lap 11</b>					
127	1:00.195		39	1:01.719	10.337	68	1:00.976	6.562	127	1:00.169				
1	1:00.233	.271	92	1:04.106	22.838	46	1:01.183	7.227	64	1:00.019	.355			
64	1:00.115	.589	24	1:04.487	23.891	42	1:01.160	7.518	17	1:00.891	1.326			
17	1:00.006	1.312	<b>Lap 6</b>			28	1:00.978	7.628	1	1:00.647	3.985			
28	1:00.974	3.032	127	1:00.125		39	1:01.973	14.710	68	1:00.730	8.918			
46	1:00.986	3.441	64	1:00.187	.424	92	1:04.450	35.495	42	1:00.714	9.328			
68	1:00.882	3.778	17	59.976	.863	24	1:04.913	36.402	46	1:00.928	9.519			
									28	1:01.187	10.232			

\*\*\* ORIGINAL RACE DISTANCE REDUCED BY 2 LAPS DUE TO EARLIER TIME DELAYS \*\*\*

The results are provisional until the end of the time limit for protests and appeals.

*Scott Laing*  
 Chief Timekeeper - Scott Laing

*Tom Williams*  
 Clerk of Course - Tom Williams



www.computime.com.au  
 COMPUTIME RACE TIMING SYSTEMS PTY LTD





ASBK.COM.AU f t i y

# Rounds 2 & 3 : Wakefield Park Raceway : December 3 - 6

## MOTORSPORTS TV AUSTRALIAN SUPERSPORT CHAMPIONSHIP

Date: 06/12/20  
 Event: R15  
 Weather: Sunny & very windy - Temp: 16.0C  
 Track: Dry - Temp: 33.4C

### Round 3 - Race 1

Started at: 11:42:59  
 Laps: 12  
 Starters: 11  
 Printed at: 11:58

### PROVISIONAL LAP CHART

Name	Grid	1	2	3	4	5	6	7	8	9	10	11	12	Name
T. TOPARIS	4	127	127	127	127	127	127	127	127	127	127	127	127	M. STAUFFER
M. STAUFFER	127	1	1	1	1	64	64	64	64	64	64	64	64	T. EDWARDS
J. HYDE	28	64	64	64	64	17	17	17	17	17	17	17	17	B. PEARSON
B. PEARSON	17	28	17	17	17	1	1	1	1	1	1	1	1	T. TOPARIS
T. EDWARDS	64	17	28	28	46	46	46	68	68	68	68	68	68	O. BAYLISS
J. PASSFIELD	42	46	46	46	28	68	68	46	46	46	46	42	42	J. PASSFIELD
A. HAYES	46	42	42	68	68	28	42	42	42	42	42	46	46	A. HAYES
S. NICHOLSON	39	68	68	42	42	42	28	28	28	28	28	28	28	J. HYDE
O. BAYLISS	68	39	39	39	39	39	39	39	39	39	39	39	39	S. NICHOLSON
N. MAHON	92	92	92	92	92	92	92	92	92	92	92	92	92	N. MAHON
P. LI	24	24	24	24	24	24	24	24	24	24	24	24	24	P. LI

\*\*\* ORIGINAL RACE DISTANCE REDUCED BY 2 LAPS DUE TO EARLIER TIME DELAYS \*\*\*

The results are provisional until the end of the time limit for protests and appeals.

*Scott Laing*  
 Chief Timekeeper - Scott Laing

*Tom Williams*  
 Clerk of Course - Tom Williams



www.computime.com.au  
 COMPUTIME RACE TIMING SYSTEMS PTY LTD







ASBK.COM.AU f t i y

## Rounds 2 & 3 : Wakefield Park Raceway : December 3 - 6

### MOTORSPORTS TV AUSTRALIAN SUPERSPORT CHAMPIONSHIP

#### Round 3 - Race 1

Date: 06/12/20  
 Event: R15  
 Weather: Sunny & very windy - Temp: 16.0C  
 Track: Dry - Temp: 33.4C

Started at: 11:42:59  
 Laps: 12  
 Starters: 11  
 Printed at: 11:58

#### PROVISIONAL BEST PARTIAL TIMES

Pos	Split 1		Split 2		Split 3		LAP		Ideal	Fastest
	Name	Time	Name	Time	Name	Time	Name	Time		
1	M. STAUFFER	15.998	T. EDWARDS	22.540	M. STAUFFER	21.044	T. EDWARDS	59.762	59.896	
2	T. EDWARDS	16.010	B. PEARSON	22.738	B. PEARSON	21.067	B. PEARSON	59.824	59.940	
3	B. PEARSON	16.019	T. TOPARIS	22.826	T. TOPARIS	21.067	M. STAUFFER	59.891	1:00.046	
4	J. PASSFIELD	16.118	J. PASSFIELD	22.847	O. BAYLISS	21.121	T. TOPARIS	1:00.015	1:00.112	
5	T. TOPARIS	16.122	M. STAUFFER	22.849	T. EDWARDS	21.212	J. PASSFIELD	1:00.263	1:00.263	
6	A. HAYES	16.144	A. HAYES	22.876	J. HYDE	21.232	O. BAYLISS	1:00.309	1:00.309	
7	O. BAYLISS	16.158	J. HYDE	22.922	J. PASSFIELD	21.298	A. HAYES	1:00.366	1:00.495	
8	J. HYDE	16.302	O. BAYLISS	23.030	A. HAYES	21.346	J. HYDE	1:00.456	1:00.714	
9	S. NICHOLSON	16.732	S. NICHOLSON	23.200	S. NICHOLSON	21.414	S. NICHOLSON	1:01.346	1:01.506	
10	P. LI	17.374	N. MAHON	24.235	N. MAHON	22.165	N. MAHON	1:03.955	1:04.039	
11	N. MAHON	17.555	P. LI	24.270	P. LI	22.354	P. LI	1:03.998	1:04.297	

\*\*\* ORIGINAL RACE DISTANCE REDUCED BY 2 LAPS DUE TO EARLIER TIME DELAYS \*\*\*

The results are provisional until the end of the time limit for protests and appeals.

  
 Chief Timekeeper - Scott Laing

  
 Clerk of Course - Tom Williams



www.computime.com.au  
 COMPUTIME RACE TIMING SYSTEMS PTY LTD





ASBK.COM.AU f t i y

## Rounds 2 & 3 : Wakefield Park Raceway : December 3 - 6

### MOTORSPORTS TV AUSTRALIAN SUPERSPORT CHAMPIONSHIP PROVISIONAL PROGRESSIVE CHAMPIONSHIP POINTS

#### AUSTRALIAN SUPERSPORT CHAMPIONSHIP - ROUND 3

Pos	No	Name	Rnd 1 WSBK	Rnd 2 Wfld	Rnd 3 Pole	Rnd 3 Race 1	Total
1	1	Tom TOPARIS	65	51	1	17	134
2	68	Oli BAYLISS	71	34		16	121
3	127	Max STAUFFER	47	36		25	108
4	64	Tom EDWARDS	49	32		20	101
5	17	Broc PEARSON	37	40		18	95
6	28	Jack HYDE	46	14		13	73
7	46	Aidan HAYES	31	27		14	72
8	42	Jack PASSFIELD	34	12		15	61
9	27	Nic LIMINTON	50				50
10	39	Scott NICHOLSON		29		12	41
11	92	Noel MAHON		26		11	37
12	29	Ted COLLINS	37				37
13	86	Dallas SKEER	29				29
14	85	Ty LYNCH	27				27
15	61	Rhys BELLING	26				26
16	96	Luke MITCHELL	22				22
17	52	Ryan TAYLOR	21				21
18	82	Chris QUINN	17				17
19	24	Patrick LI	4			10	14
20	25	Brodie MALOUF	10				10
21	71	Darren McGRATH	10				10
22	58	Mitch KUHNE	9				9
23	555	Andrew EDSER	5				5
24	30	Stephany KAPILAWI-JAMES	2				2

Chief Timekeeper - Scott Laing

Clerk of Course - Tom Williams



[www.computime.com.au](http://www.computime.com.au)  
COMPUTIME RACE TIMING SYSTEMS PTY LTD





ASBK.COM.AU f t i y

# Rounds 2 & 3 : Wakefield Park Raceway : December 3 - 6

## MOTORSPORTS TV AUSTRALIAN SUPERSPORT CHAMPIONSHIP

### Round 3 - Race 1

Date: 06/12/20  
Event: R15  
Weather: Sunny & very windy - Temp: 16.0C  
Track: Dry - Temp: 33.4C

Started at: 11:42:59  
Laps: 12  
Starters: 11  
Printed at: 11:58


### PROVISIONAL RACE INFORMATION

Time	Description
11:33:08	SIGHTING LAP STARTED - PIT EXIT OPEN FOR 3 MINS - CLOSES 11:36am
11:36:01	PIT EXIT CLOSED - BIKES ON GRID FOR MEDIA - WARM UP LAP AT 11:41am
11:41:14	WARM UP LAP STARTED
11:42:59	Event Start
11:45:05	NO JUMP STARTS
11:53:12	Rider 39 (Scott NICHOLSON) RAN WIDE - TURN 4 - RESUMED
11:55:07	Chequered Flag
11:57:38	Event Finish

\*\*\* ORIGINAL RACE DISTANCE REDUCED BY 2 LAPS DUE TO EARLIER TIME DELAYS \*\*\*

The results are provisional until the end of the time limit for protests and appeals.

  
Chief Timekeeper - Scott Laing

  
Clerk of Course - Tom Williams



www.computime.com.au  
COMPUTIME RACE TIMING SYSTEMS PTY LTD

